

THE BLUE ECONOMY

City of Fremantle





SECTOR DEFINITION

The Sector that data has been compiled for in this report has been built from a combination of industries classified according to the Australian and New Zealand Standard Industrial Classification (ANZSIC). It incorporates the following industries:

- Offshore Longline and Rack Aquaculture
- Offshore Caged Aquaculture
- Fishing, nfd
- Rock Lobster and Crab Potting
- Prawn Fishing
- Line Fishing
- Fish Trawling, Seining and Netting
- Other Fishing
- Seafood Processing
- Shipbuilding and Repair Services
- Boatbuilding and Repair Services
- Fish and Seafood Wholesaling
- Marine Equipment Retailing
- Water Transport, nfd
- Water Freight Transport
- Water Passenger Transport
- Water Transport Support Services, nfd
- Stevedoring Services
- Port and Water Transport Terminal Operations
- Other Water Transport Support Services
- Scenic and Sightseeing Transport
- Defence (Non-base operations)
- Other Machinery and Equipment Wholesaling
- Engineering Design and Engineering Consulting Services

DISCLAIMER

This Report is prepared only for use by the City of Fremantle and may only be used for the purpose for which it was commissioned. .id accepts no liability in connection with the recipients use or reliance on the Report. The content of much of this Report is based on ABS and National Institute of Economic and Industry Research (NIEIR) Data. The data and the copyright in the data remains the property of the relevant entities. .id accepts no liability with respect to the correctness, accuracy, currency, completeness, relevance or otherwise of the Data.

This Report and all material contained within it is subject to Australian copyright law.

Copyright © 2025 ID Consulting Pty Ltd ACN 084 054 473 All rights reserved.

FREMANTLE - BLUE ECONOMY


ECONOMIC OVERVIEW

DIRECT SECTOR



\$664M
Gross Value Added

14.5% of total output



2,261
Local Jobs

6.8% of total jobs

KEY LOCATION



**Fremantle Inner
Harbour**

55% of jobs in 2021

EXTENDED SECTOR

e.g. Road freight,
Warehousing,
SMTAFE, Maritime
Museum



\$851M
Gross Value Added


18.6% of total GVA



3,341
Local Jobs

10.1% of total jobs

TOP INDUSTRIES



**Port and Water Transport
Terminal Operations**

\$227M Value Added
675 Local Workers

TOP OCCUPATION



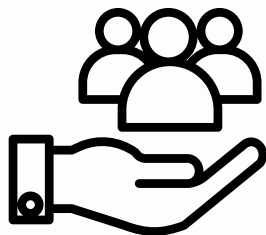
Freight Handlers

16% of all workers



253
Local Businesses

4.4% of total businesses

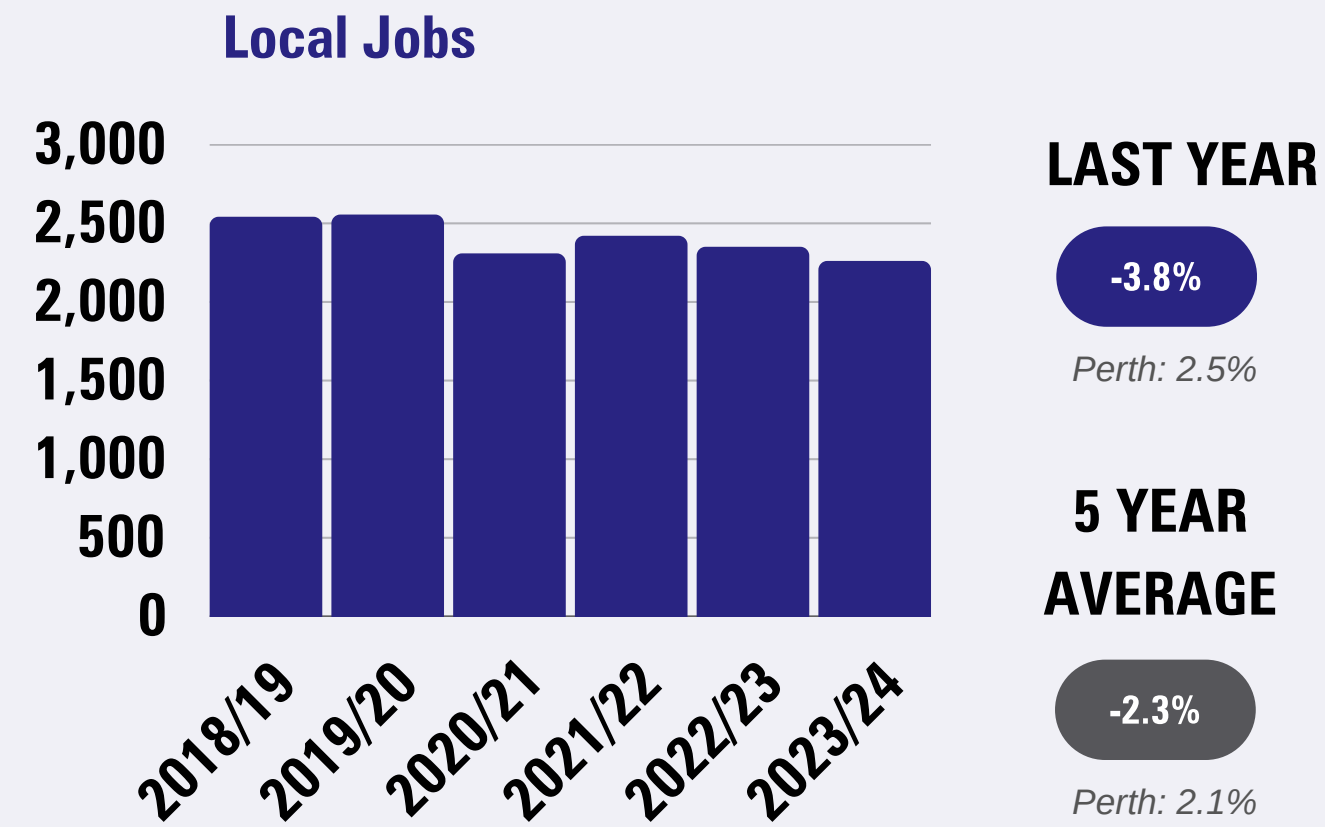
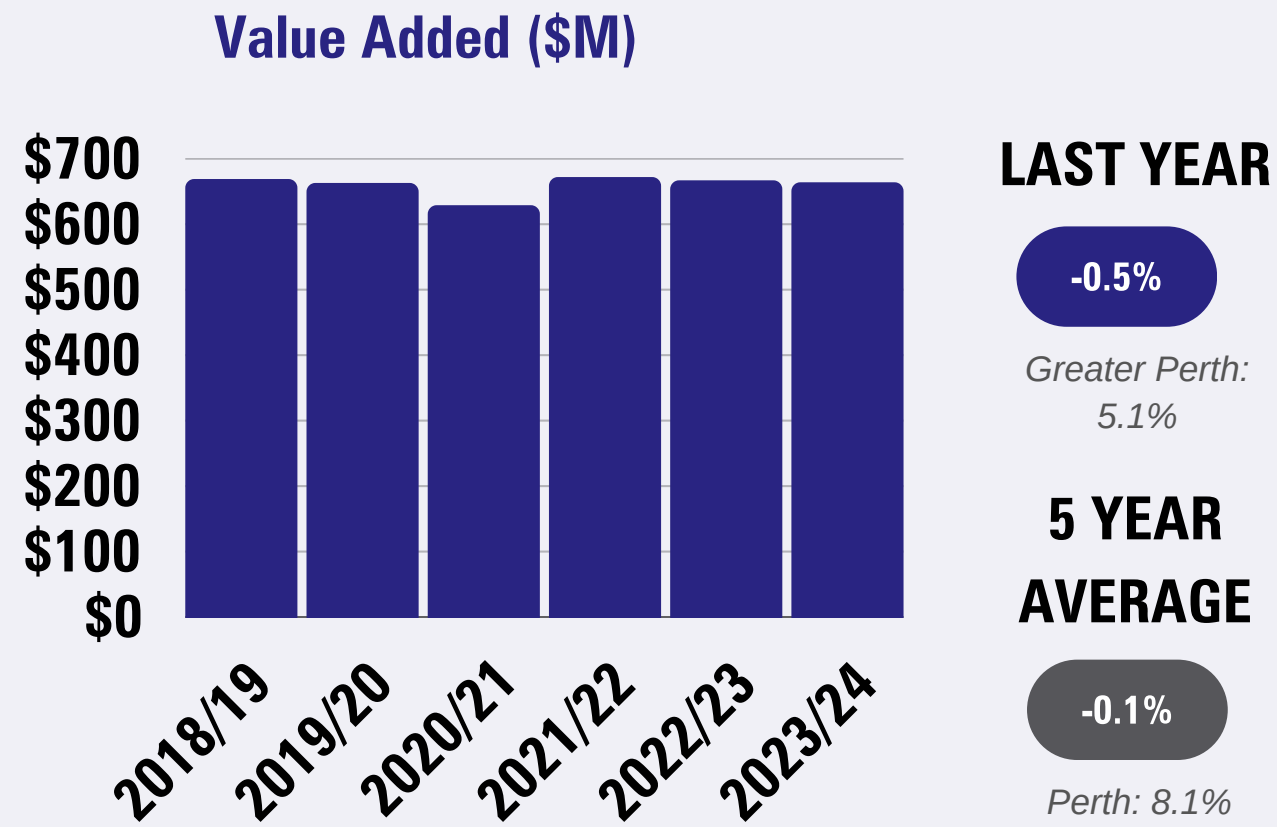


379
Employed Residents

1.9% of total residents

FREMANTLE - BLUE ECONOMY

GROWTH TRENDS



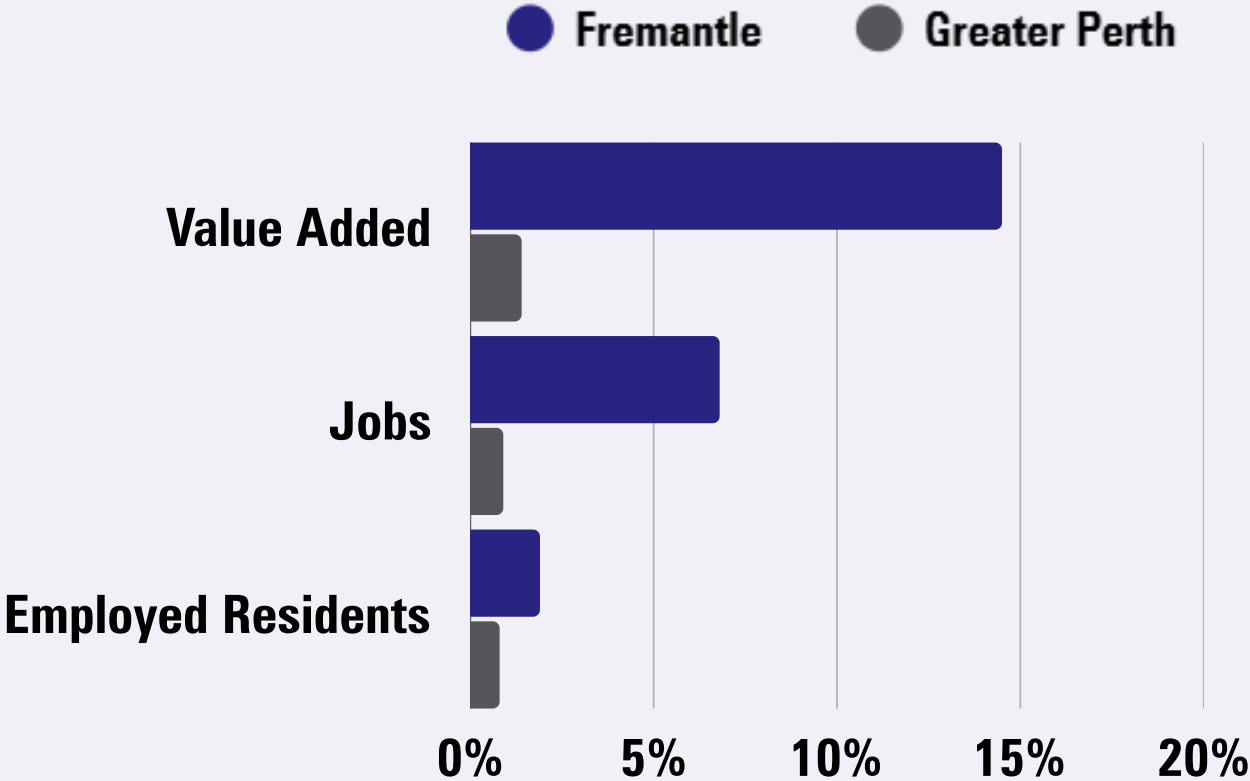
Source: NIEIR, 2025

Over the five years to 2024, the Blue Economy in Fremantle is estimated to have averaged -2.3% p.a. change in jobs and -0.1% p.a. change in value added.

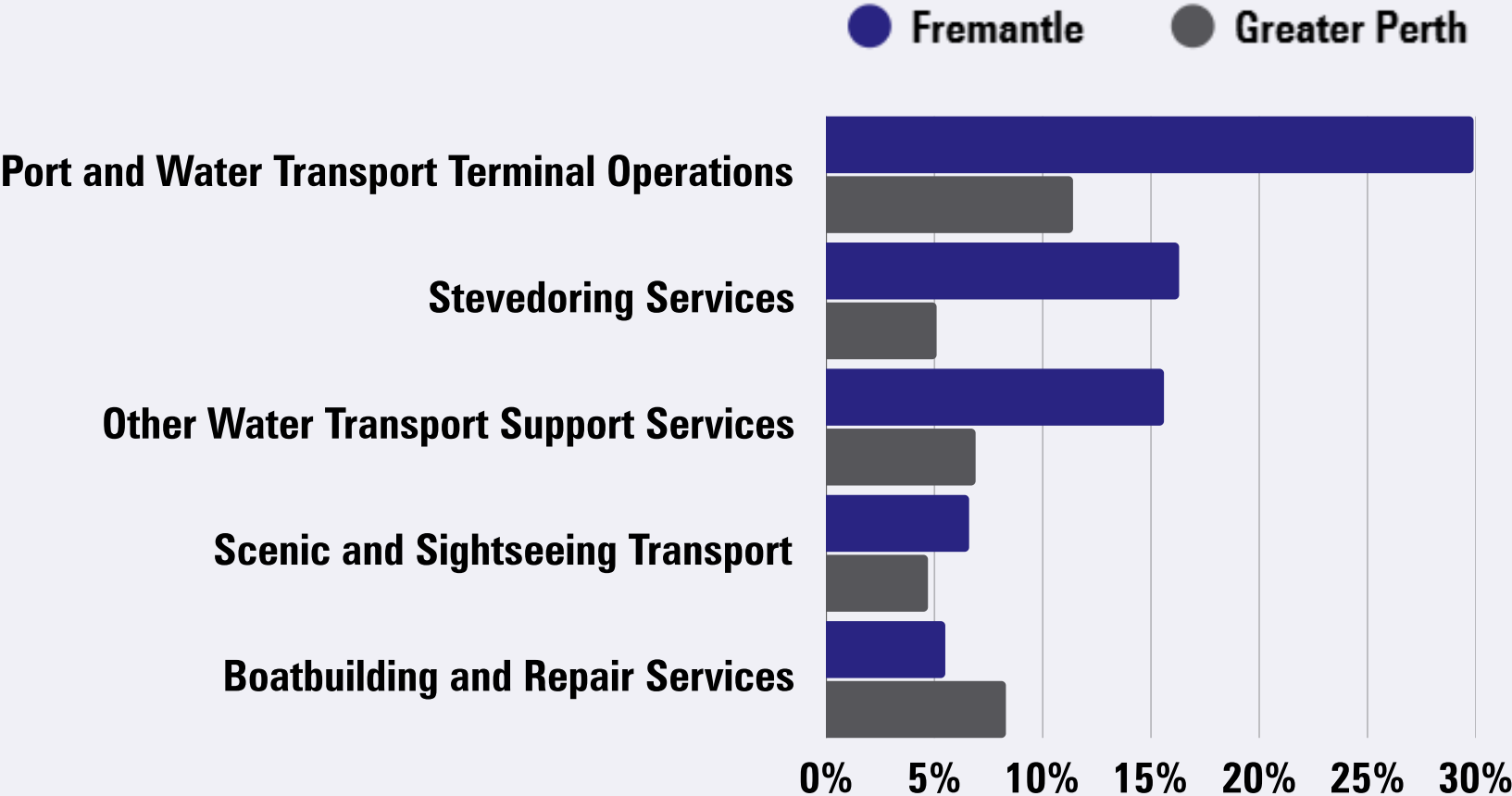
FREMANTLE - BLUE ECONOMY

BENCHMARK ANALYSIS

Share of Total Economy- 2023/24



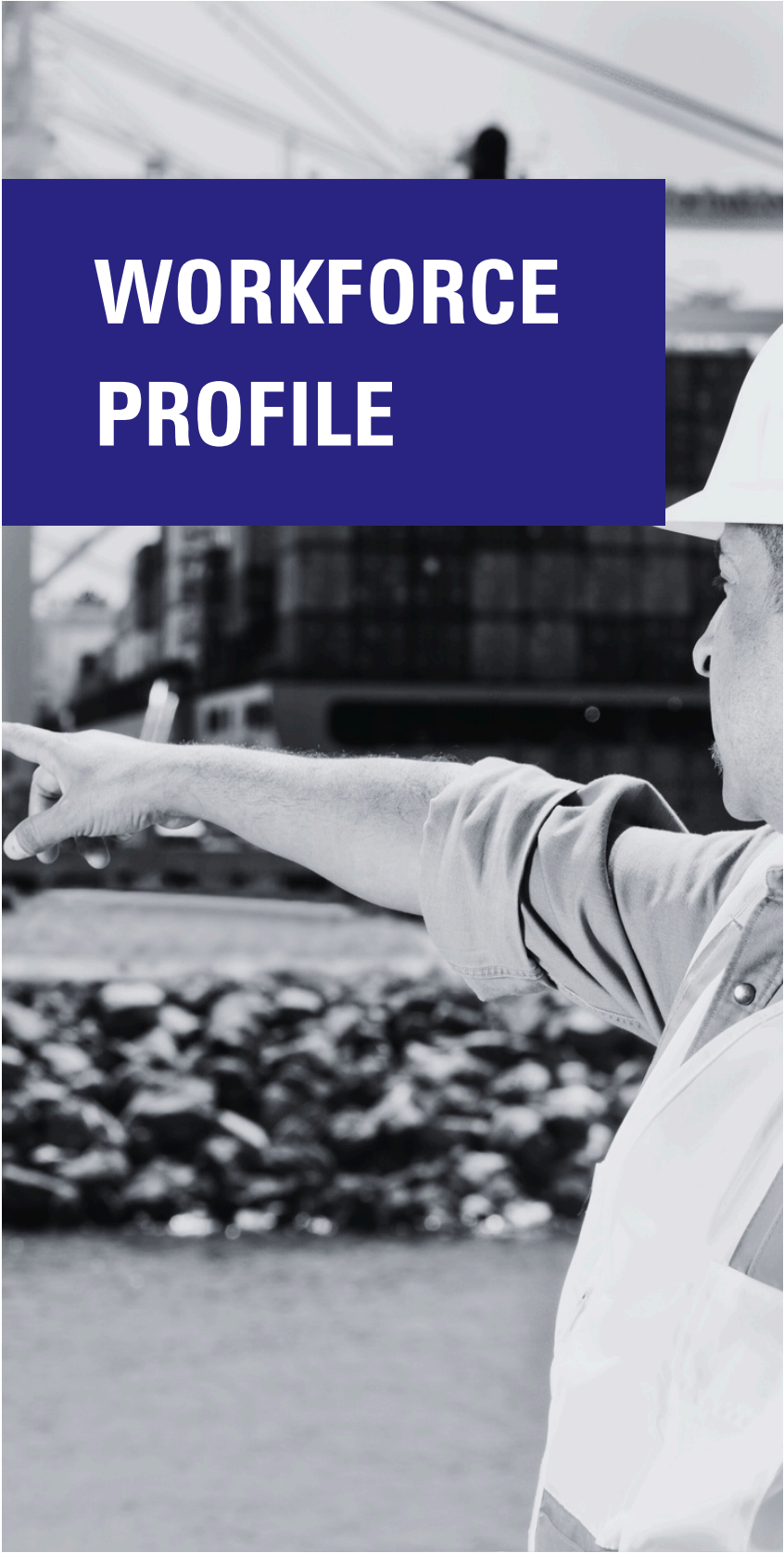
Top Industries by Share of Sector Employment



Source: NIEIR, 2025; ABS Census 2021.

In 2024, the Blue Economy in Fremantle was estimated to support 6.8% of all local jobs, compared to 0.9% for Greater Perth. Port and Water Transport Terminal Operations was the top employing Blue Economy sub-industry in Fremantle.

FREMANTLE - BLUE ECONOMY



WORKFORCE PROFILE



45 years

Median Age

(Perth - 43 years)



21%

Degree Educated

(Perth - 29%)



24%


Female

(Perth - 22%)

76%

Male

(Perth - 78%)



32%

Managers/Professionals

(Perth - 39%)



27%

Born Overseas

(Perth - 39%)



81%

Full Time

(Perth - 83%)



1.0%

Identified as ATSI

(Perth - 0.8%)



\$83,572

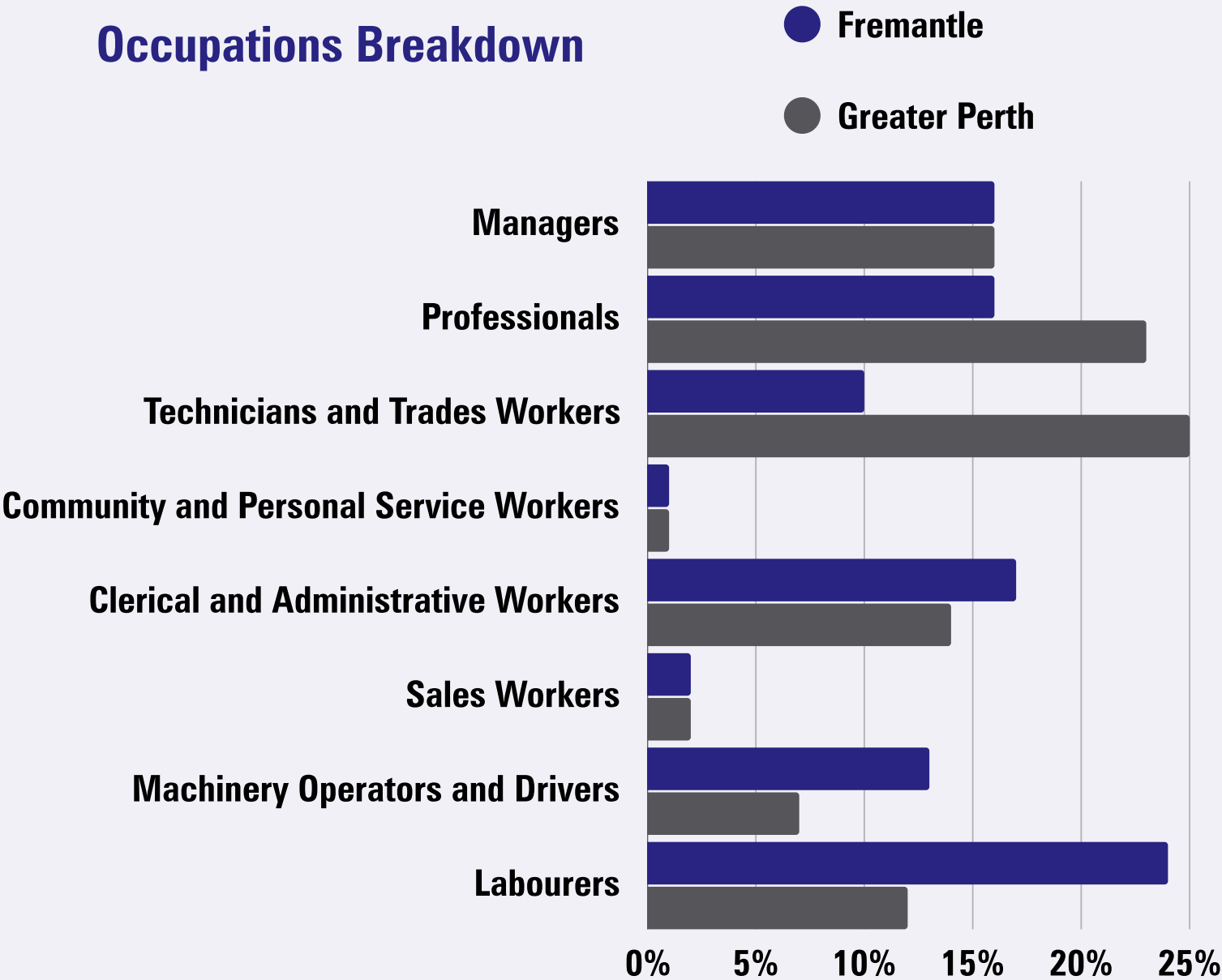
Median Income

(Perth - \$77,335)

FREMANTLE - BLUE ECONOMY

SKILL PROFILE

Occupations Breakdown



In 2021 in Fremantle, 24% of Blue Economy workers were labourers, compared to only 12% in Greater Perth.

The top employing occupation in the sector was Freight Handlers.

Top Occupations


- 1 Freight and Furniture Handlers
- 2 Marine Transport Professionals
- 3 Transport and Despatch Clerks
- 4 Machinery Operators and Drivers, nfd
- 5 Deck and Fishing Hands

Source: ABS Census, 2021

FREMANTLE - BLUE ECONOMY

SKILL PROFILE

Qualifications Breakdown



In 2021 in Fremantle, 21% of Blue Economy workers had Degree level qualifications, compared to 29% in Perth.

The top field of study in the sector was Marine Craft Operation.

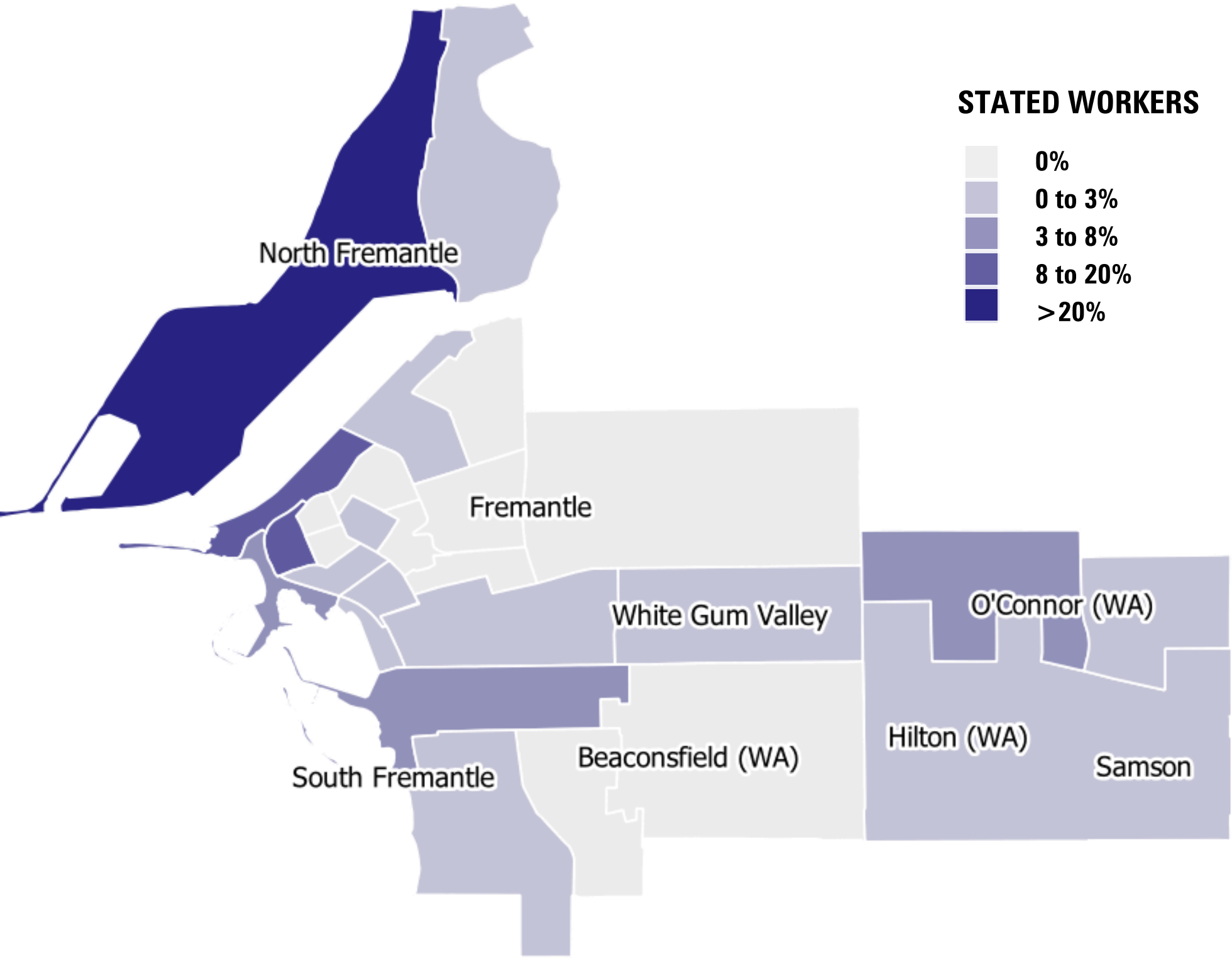
Top Study Fields

- 1 Marine Craft Operation
- 2 Business and Management, nfd
- 3 Engineering and Related Technologies, nfd
- 4 Accounting
- 5 Maritime Engineering

Source: ABS Census, 2021

FREMANTLE - BLUE ECONOMY

SPATIAL PROFILE



In the 2021 Census, the Inner Harbour North Quay had the largest number of Blue Economy workers who stated their place of work as being in the City of Fremantle (33%). Another 20% stated they worked in the Victoria Quay area.

Source: ABS Census, 2021; Destination Zone (DZN) Geographies

**For more economic data on the City
of Fremantle, visit economy.id**